



Art

Sculpture & 3D-
Clay Houses

Year 2

Summer

Elements of art

Form

Shape

Key Vocabulary

Clay slip	A runny mixture of clay and water, a bit like a clay 'glue'
Impress	Pushing objects into a clay surface to make interesting marks
Pinch pot/thumb pot	A simple pot formed by pushing your thumb into a ball of clay
Relief	Three dimensional parts of an artwork that are joined to a flat base
Score	Marking hatched lines into the clay surface
Sculpture	Art in three dimensions; you can walk around it to look at it
Surface	The top layer of something

Key Knowledge

Form: Pieces of clay can be joined using the 'scratch and slip' technique

A clay surface can be decorated by pressing into it or by joining pieces onto it


Shape: Patterns can be made using shapes

Artists

Ranti Bam



Rachel Whiteread

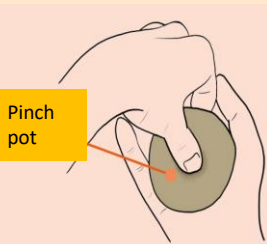


Mix clay slip

Push thumb in, smooth clay up & out



Mix water with clay using a brush to make a liquid



Pinch pot

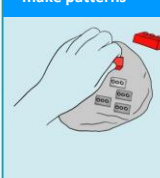
Roll a ball of clay



Roll a clay sausage shape



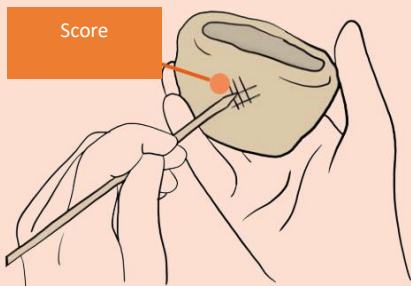
Press objects into the clay surface to make patterns



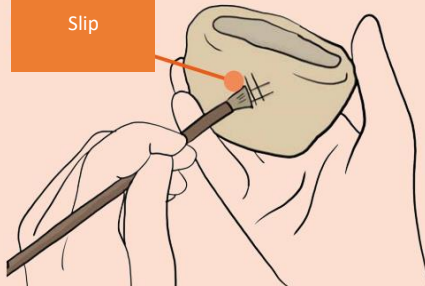
Make changes when working in clay



Score



Slip



Score

