

Art	Drawing- I Need Space	Year 5	Spring
-----	--------------------------	--------	--------


Elements of art

Shape	Line	Texture
--------------	-------------	----------------

Key Vocabulary	
Collography	A printmaking process that uses textures to create interesting surfaces within a print
Futuristic	An object or image that looks like it is from the future
Imagery	A collection of visual images
Propaganda	Information that may be misleading to promote, an often political, view
Purpose	The reason for something being created
Retrofuturism	A vision of what the future might look like created in the pre 1960s
Technique	Applying a particular method of making something

Key Knowledge
<p>Shape: Shapes can be used to place the key elements in a composition.</p> <p>Line: Lines can be used by artists to control what the viewer looks at within a composition, eg by using diagonal lines to draw your eye into the centre of a drawing.</p> <p>Texture: How to create texture on different materials.</p>

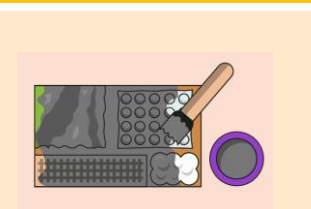
Impact of the Space Race on Art and Design



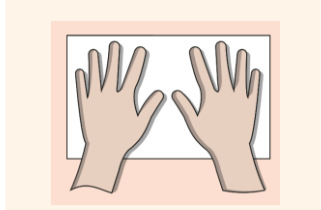
Collograph printing



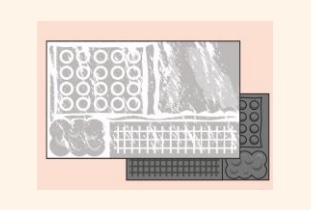
Glue different textures to the flat plate



Completely cover the plate with printing ink. Use a thick brush to get into all the gaps. Make sure that the ink is evenly applied.



Place the inked plate onto the paper and press firmly all over (use a dry roller)



Peel away the paper from the printing plate to reveal the print

Retro Futurism



Art produced between 1950-1960 that depicted what people imagined the future would look like