

Art	Drawing- Tell a Story	Year 2	Autumn
-----	--------------------------	--------	--------

## Elements of art

Form	Line	Pattern
------	------	---------

### Key Vocabulary

Charcoal	A drawing material made from burnt wood
Cross-hatching	Drawing lines crossed over and close together
Contertina	Folding something backwards ad forward so it becomes smaller but can be stretched out again
Expression	The look on a face caused by how someone is feeling
Stippling	Making quick up and down hand movements to make dash and dot marks on paper
Illustrations	Showing a story using pictures
Illustrator	Someone who draws illustrations often in books

### Key Knowledge

**Form:** That ‘composition’ means how things are arranged on the page.


**Line:** Lines can be used to fill shapes, to make outlines and to add detail or pattern.

**Pattern:** Drawing techniques such as hatching, scribbling, stippling, and blending can make patterns.


### Artists

#### Quentin Blake


- Born in London in 1932
- Most famous for illustrating Roald Dahl books
- Also illustrates books by David Walliams
- He has won lots of prizes for his work
- He has been a teacher showing other people how to draw



### Different types of marks that can be made with charcoal



### Simple lines and shapes can show different expressions



### Drawing materials

**What is charcoal?**

Charcoal is wood that has been burnt. It is black and snaps easily. It is good for drawing but can be messy.

